
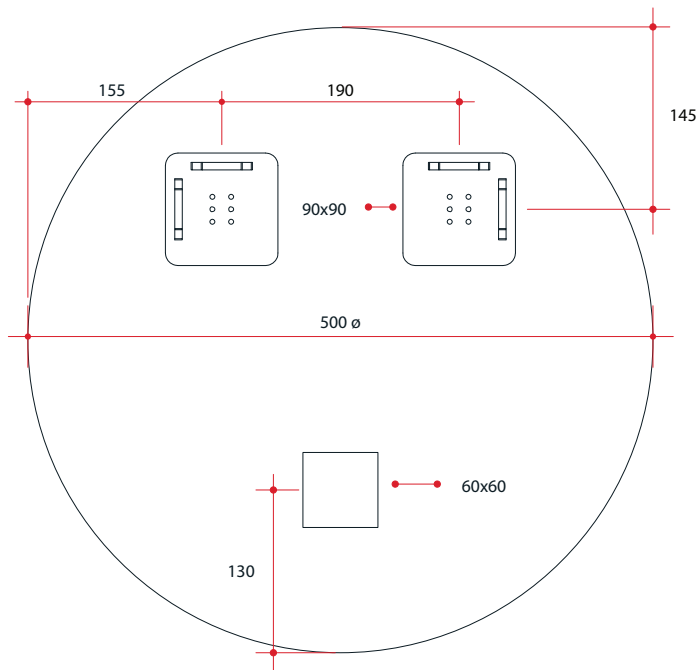


**Ablaze Kent Frameless Mirror**  
Round 18mm Bevel Edge Mirror



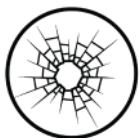
Note: All dimensions are in millimetres (mm)

The depth of the mirror is 5mm, the space between the back of the mirror and the wall due to the hangers is 9mm making the total depth 14mm.

Stock Code	Mirror Size (mm)	Shape	Edge
KR5050HN	500 ø x 14	Round	18mm Bevel



**5mm thick mirror**



**Safety backing film**



**Copper-free mirror**



**Two years warranty**



**Hangers for easy installation**

**PLEASE NOTE:** Mirrors will need to be installed in accordance with the Installation Guide. Ablaze does not take responsibility for incorrect installation of these mirrors. Specifications are for information purposes only. Whilst every effort has been made to ensure the product specifications are accurate, due to continuing product development and improvement, the specifications are subject to change. Specifications can be used to rough in and for timber supports in the wall however, we recommend no holes are drilled without having the product on site or verifying the details with the manufacturer. Thermogroup cannot be held liable or responsible for errors due to updated specifications.