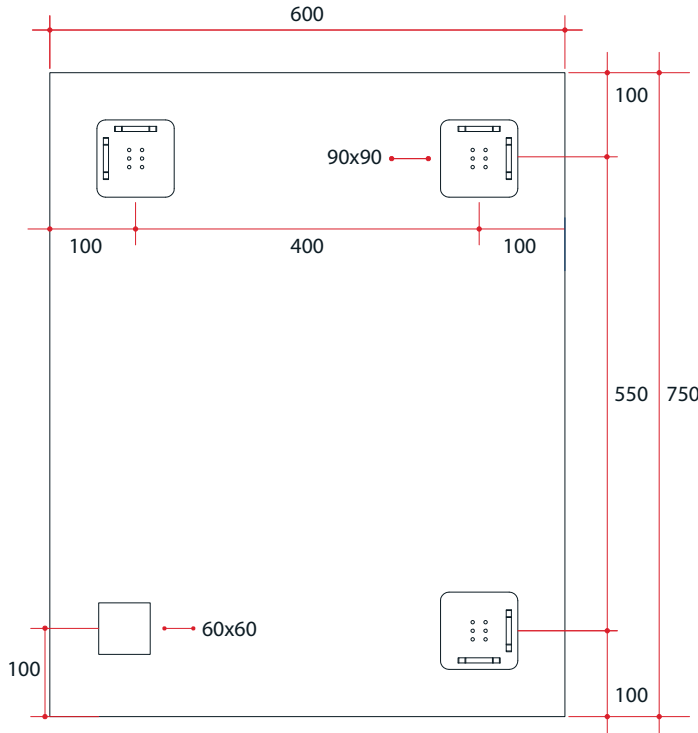


Ablaze Montana Frameless Mirror
 Rectangle 25mm Bevel Edge Mirror with Demister

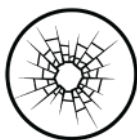


Note: All dimensions are in millimetres (mm)
 The depth of the mirror is 5mm, the space between the back of the mirror and the wall due to the hangers is 9mm making the total depth 14mm.

Stock Code	Mirror Size (mm)	Shape	Edge
MS6075HND	600 x 750 x 14	Rectangle	25mm Bevel



Portrait or landscape mounting



Safety backing film



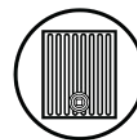
Copper-free mirror



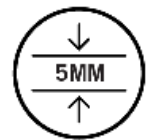
Two years warranty



Hangers for easy installation



Includes demister



5mm thick mirror

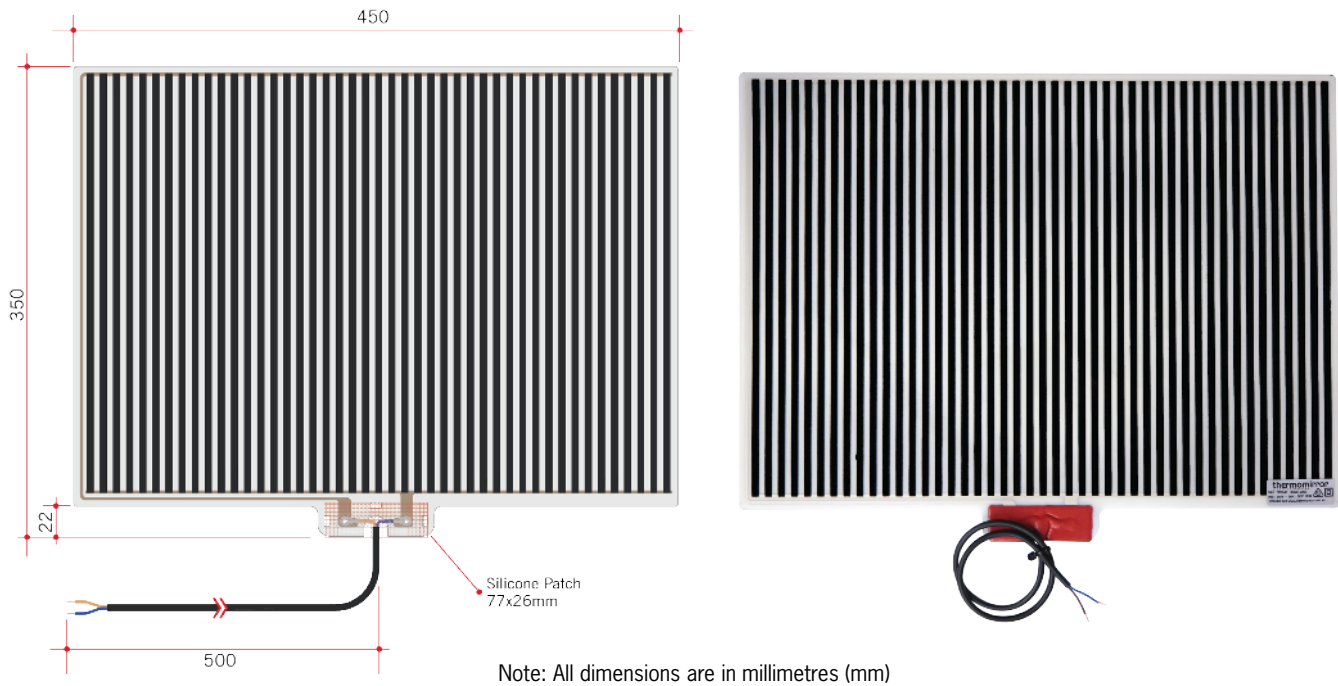
PLEASE NOTE: This product includes a mirror and Thermomirror demister. These are supplied as separate parts and the demister will need to be adhered to the back of the mirror prior to installation of the mirror. For details on the demister, please see next page.

Mirrors will need to be installed in accordance with the Installation Guide. Ablaze does not take responsibility for incorrect installation of these mirrors. Specifications are for information purposes only. Whilst every effort has been made to ensure the product specifications are accurate, due to continuing product development and improvement, the specifications are subject to change. Specifications can be used to rough in and for timber supports in the wall however, we recommend no holes are drilled without having the product on site or verifying the details with the manufacturer. Thermogroup cannot be held liable or responsible for errors due to updated specifications.



1300 368 631
 sales@thermogroup.com.au
 www.thermogroup.com.au

Thermomirror Mirror Demister
Ultra-thin Demister Pad for use on Bathroom Mirrors



Stock Code	Size (mm)	Heat Output (W)	Voltage - Frequency
TM3545	350 x 450	38	220 - 240V 50Hz



Ten year warranty



Hardwiring only



Safe for use in bathrooms



Heating pad thickness



Connection thickness




Max temperature



Fully self-adhesive



Wiring lead



Double insulated



Made in Europe

Thermomirror demisters must be installed by a qualified electrician.
The demister cannot be cut, pierced or modified in anyway.