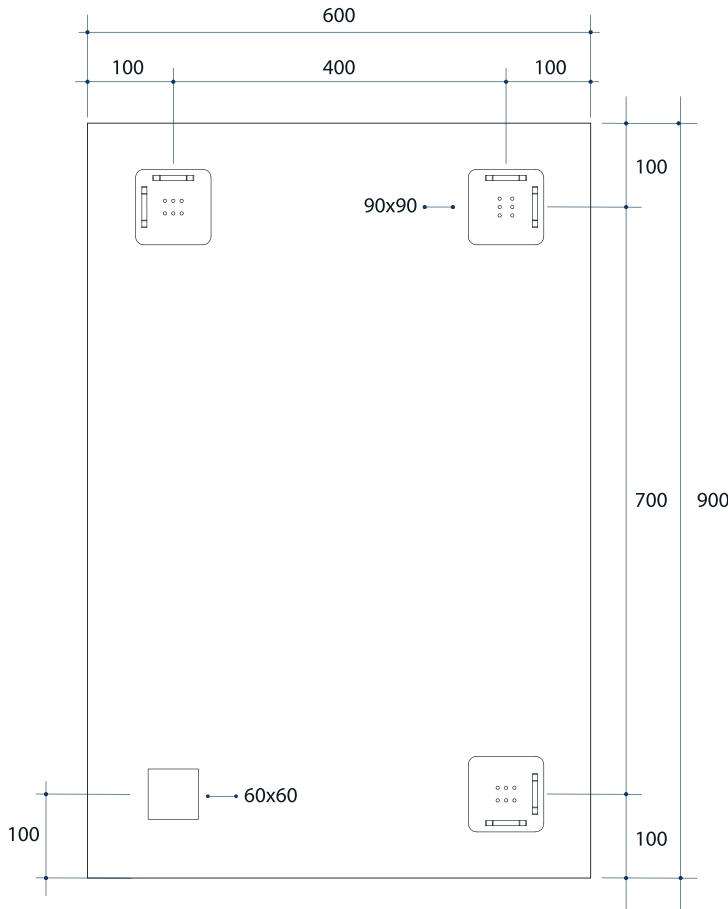


Montana Rectangle 25mm Bevel Edge Mirror Includes Mirror Demister



Note: All dimensions are in millimetres (mm)



Stock Code	Size (mm)	Shape	Edge
MS6090HND	600 x 900 x 14	Rectangle	25mm Bevel



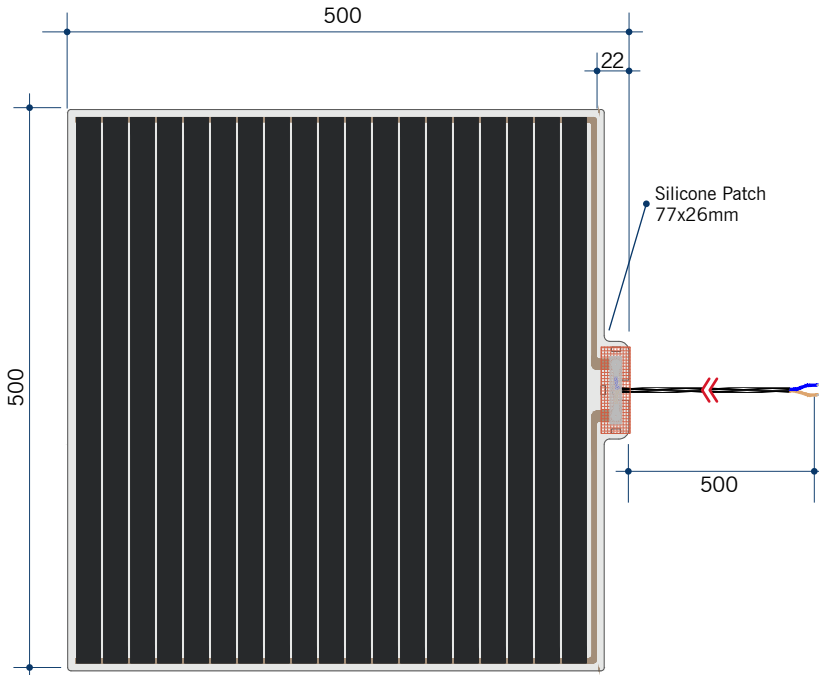
This product includes a mirror and Thermomirror demister. These are supplied as separate parts and the demister will need to be adhered to the back of the mirror prior to installation of the mirror. For details on the demister, please see next page

Please note: Bracket location may vary +/- 5mm. DO NOT pre-drill holes for mounts before confirming exact locations on your mirror. Measurements and diagrams are to be used as a guide only.

Mirrors will need to be installed in accordance with the Installation Guide. Ablaze does not take responsibility for incorrect installation of these mirrors.

Thermomirror Mirror Demister

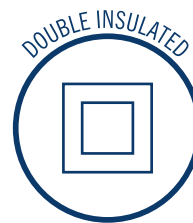
Ultra-thin Demister Pad for use on Bathroom Mirrors



Note: All dimensions are in millimetres (mm)



Stock Code	Size (mm)	Heat Output (W)	Voltage - Frequency
TM5050	500 x 500	55	220 - 240V 50Hz



Thermomirror demisters must be installed by a qualified electrician.
The demister cannot be cut, pierced or modified in anyway.