
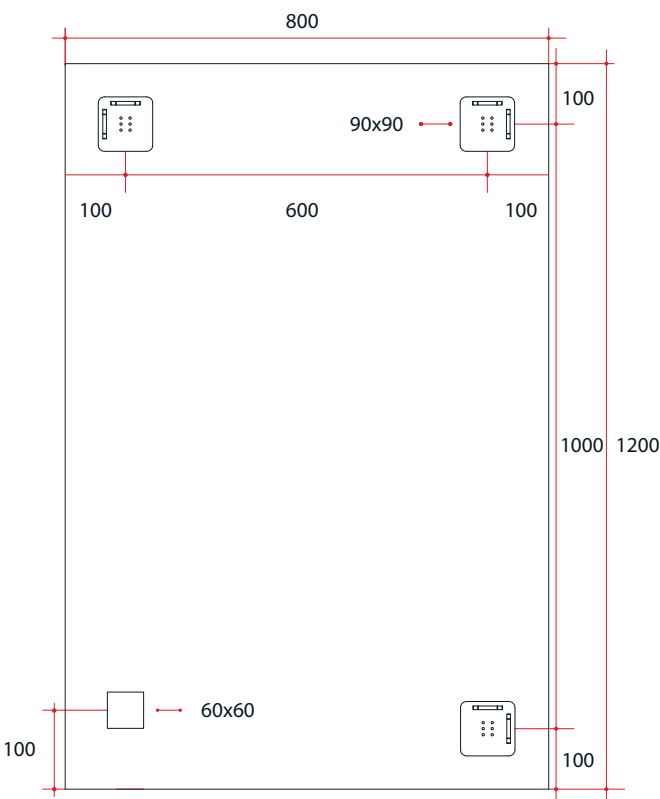


Ablaze Sierra Frameless Mirror
Rectangle 25mm Sandblasted Edge Mirror with Demister



Note: All dimensions are in millimetres (mm)

The depth of the mirror is 5mm, the space between the back of the mirror and the wall due to the hangers is 9mm making the total depth 14mm.

Stock Code	Mirror Size (mm)	Shape	Edge
SS1280HND	1200 x 800 x 14	Rectangle	Sandblasted Edge



**Portrait or
landscape
mounting**



**Safety
backing film**



**Copper-free
mirror**



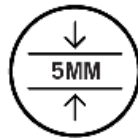
**Two years
warranty**



**Hangers
for easy
installation**



**Includes
demister**

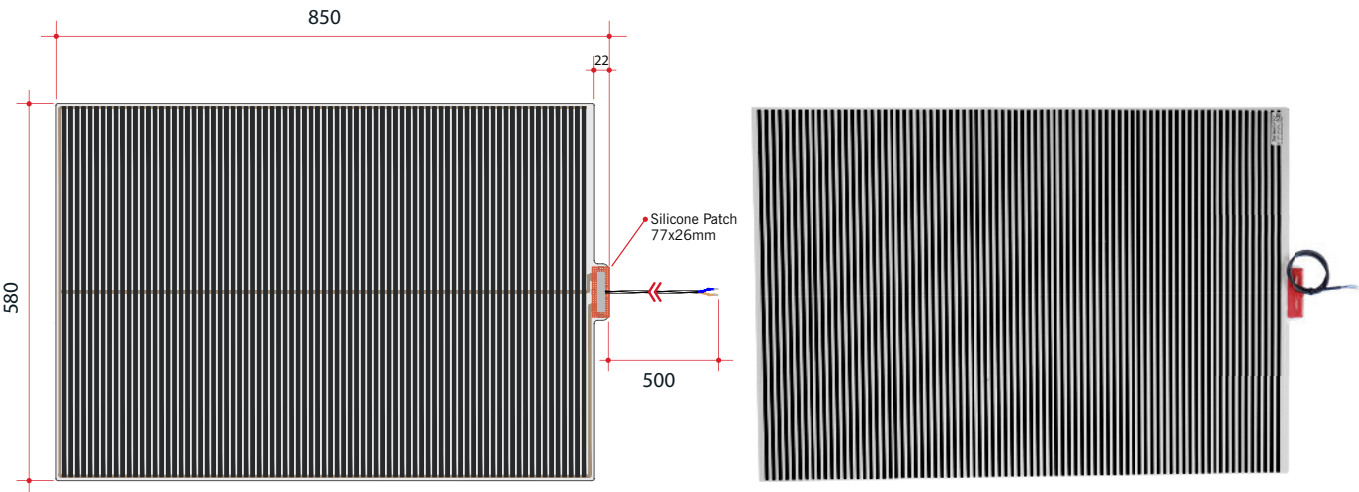


**5mm thick
mirror**

PLEASE NOTE: This product includes a mirror and Thermomirror demister. These are supplied as separate parts and the demister will need to be adhered to the back of the mirror prior to installation of the mirror. For details on the demister, please see next page.

Mirrors will need to be installed in accordance with the Installation Guide. Ablaze does not take responsibility for incorrect installation of these mirrors. Specifications are for information purposes only. Whilst every effort has been made to ensure the product specifications are accurate, due to continuing product development and improvement, the specifications are subject to change. Specifications can be used to rough in and for timber supports in the wall however, we recommend no holes are drilled without having the product on site or verifying the details with the manufacturer. Thermogroup cannot be held liable or responsible for errors due to updated specifications.

Thermomirror Mirror Demister
Ultra-thin Demister Pad for use on Bathroom Mirrors



Note: All dimensions are in millimetres (mm)

Stock Code	Size (mm)	Heat Output (W)	Voltage - Frequency
TM5885	580 x 850	100	220 - 240V 50Hz



Ten year warranty



Hardwiring only



Safe for use in bathrooms



Heating pad thickness



Connection thickness




Max temperature



Fully self-adhesive



Wiring lead



Double insulated



Made in Europe

Thermomirror demisters must be installed by a qualified electrician.
The demister cannot be cut, pierced or modified in anyway.