


Econoboard Coated Insulation



For installation beneath Underfloor Heating on a timber or concrete substrate in bathrooms and wet areas.



Board Size	1.2 x 0.6
Board Area	0.72m ²
Thermal Conductivity	0.033W/MK
Compressive Strength	300 kpa
Water Absorption	0.6% by vol.
Temperature Range	-50°C to +75°C

Installation Overview

Using Econoboard Coated and the range of fixing accessories quickly creates an ideal, stable substrate for tile adhesive and underfloor heating. It can be used on floors and walls and is 100% rot proof which makes it ideal for use in bathrooms and wetrooms.



1. Ensure substrate is secure and free from dust and any debris.
2. Cut boards to size with a sharp blade and position over the floor area in an offset brick pattern.
3. Fix in position using fixing screws and washers (6022) at 300mm centres (10 washers per board) or with a bed of flexible cement-based tile adhesive.

Stock Code	Thickness (mm)	Pack Quantity	Pack Area (m ²)	R Value (m ² k/w)
6106	6	8	5.76	0.15
6110	10	6	4.32	0.27

Installation Accessories

Stock Code	Description	Unit
6016	Zinc Fixing Washer (35mm)	pk 100
6022	Fixing Washers (32mm) and Screws	pk 100
6015	100mm Reinforcing Tape 25m roll*	Ea

*Allow 2m of Tape per board

