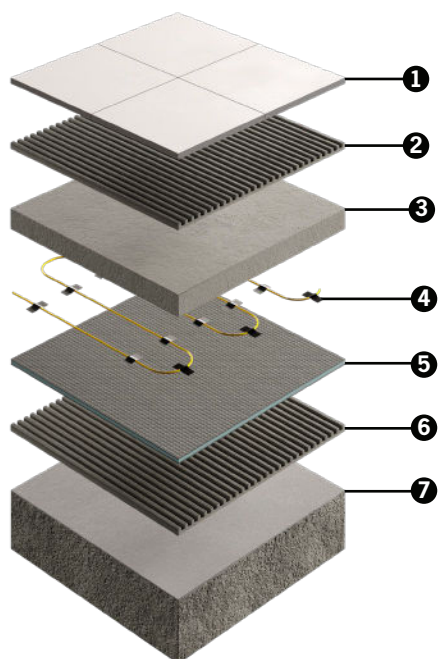


## Thermoscreed TWF Kits

For Installation In Screed Up To 50mm Thick



- ① Tiled floor finish
- ② Flexible tile adhesive
- ③ Sand & cement screed
- ④ Thermoscreed 18W/Lm Loose Wire
- ⑤ Optional Econoboard insulation board
- ⑥ Flexible tile adhesive (if insulation is installed)
- ⑦ Prepared Concrete or Timber substrate



### Lifetime Warranty

We are so confident of the quality of our Thermoscreed Underfloor Heating systems, made in the United Kingdom, that we give each system a warranty that lasts a Lifetime with 3 year warranty on our Thermostats.



### Robust, hard wearing cable

The advanced protective PVC coating on Thermoscreed cables protects the heating element during installation and provides a long product life span.



### In Screed heating

Suitable for installation in screeds of 20mm to 50mm, and is recommended to be fixed to insulation boards.



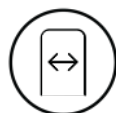
### Efficient storage heating effect

In Screed systems have a slower heat up and cool down time and are suited to rooms that are in constant use.



### Primary or secondary heating

Thermoscreed is suitable for both primary and supplementary heating applications provided the property is adequately insulated.



### Flexible cable spacing

The heating output per m<sup>2</sup> can be adjusted by varying the cable spacing to achieve your architects designed heating output for the room. We recommend an output of 180-200m<sup>2</sup> under screed.



**Kit Includes:** Thermoscreed Cable, Fixing Tape, Thermotouch Wi-Fi Thermostat (5235W), Floor Temperature Sensor, Sensor Conduit, Cable Monitor (6025), Installation Guide & Warranty Form.

### Technical Data

Thickness	5.5mm
Max. Temperature	28°C*
Protection Rating	IP67
Warranty	Lifetime on cable, 3 years on Thermostat
Wattage	18W/lm
Conductor Type	Single Ended
Cold Tail Length	3m

\*Regulated by floor sensing thermostat

## Thermoscreed TWF Kits

Stock Code	Size (m)	Area (m <sup>2</sup> )	Output (W)	Amps (A)	Resistance Ω
3050TWF	11.0	1.0 - 1.2	200	0.83	264.5
3051TWF	16.5	1.3 - 1.7	300	1.25	176.3
3052TWF	22.0	1.8 - 2.2	400	1.67	132.2
3053TWF	27.5	2.3 - 2.7	500	2.08	105.8
3054TWF	33.0	2.8 - 3.2	600	2.50	88.2
3055TWF	39.0	3.3 - 3.8	700	2.92	75.6
3056TWF	45.0	3.9 - 4.6	850	3.54	62.2
3057TWF	55.0	4.7 - 5.6	1000	4.17	52.9
3058TWF	69.0	5.7 - 6.8	1250	5.21	42.3
3059TWF	76.0	6.9 - 7.6	1375	5.73	38.5
3060TWF	94.0	7.7 - 9.4	1700	7.08	31.1
3061TWF	116.0	9.6 - 11.7	2100	8.75	25.2
3062TWF	144.0	11.8 - 14.4	2600	10.83	20.4
3063TWF	183.0	14.5 - 18.3	3300	13.75	16.0

Area based on approximately 200W/m<sup>2</sup> for installation below the screed.

### How to calculate spacing of Thermoscreed

$$\frac{\text{Available floor space (m}^2\text{)} \times 100}{\text{Cable Kit Length (m)}} = \text{Cable Spacing (cm)}$$

Average cable spacing based on 200W/m<sup>2</sup> is 9cm. Minimum cable spacing is 5cm and maximum cable spacing is 11cm.


## Installation Accessories

Thermoscreed In Screed heating cables can be fixed in position with one of three fixing methods. The Fixing Tape is the standard fixing method used on any substrate. Optional methods included the Galvanised Fixing Profile for fixing onto concrete or timber substrates or In Screed Cable Mesh for use on a waterproofed substrate.




### Fixing Tape

A 25m roll of fixing tape is included in with all Thermoscreed cables as a standard fixing method for use on any substrate.



### Galvanised Fixing Profile

Galvanised steel fixing profile can be mechanically fixed to timber or concrete substrates. Allow 1m of fixing strip per 6m of heating cable.



### In Screed Cable Mesh

A 4.5m<sup>2</sup> roll of loose lay mesh which is designed for loose laying over a waterproofed substrate.

Stock Code	Description	Size	Unit
3255	Fixing Tape	36mm x 25m	Roll
3259	Galvanised Fixing Profile	25m	Roll
3263	In Screed Cable Mesh	4.5m <sup>2</sup>	Roll